

Ge
929.2
W49901s
1719236

M: 12

REYNOLDS HISTORICAL
GENEALOGY COLLECTION

GL

ALLEN COUNTY PUBLIC LIBRARY



3 1833 01436 3557

WERTZ (WUERTZ) GENEALOGY ✓

FROM A.D. 1500 TO 1915

By

ESTELLE RYAN SNYDER

Chicago, Illinois
1914

E. J. Bristol

G. F. BRISTOL
ENGINEER - CONTRACTOR
CONCRETE CONSTRUCTION
GRAND RAPIDS, MICH

March 22 - 1916.

Librarian,
Museum Library,
Chicago, Ill.,


Dear Sir:-

Some time ago I sent to you a blue print of
Genealogical chart which I prepared of my family.
I have made some revisions and corrections on the tracing
and have some new prints, one of which I am mailing
to you under separate cover. I have not attempted to
revise it to date except through the line of Albert S.
Bristol of East 4 mi, My place this print among others of
my family I will be glad to have you do so.

Sincerely yours,

G. F. Bristol.


1719236




...the ...
...the ...
...the ...



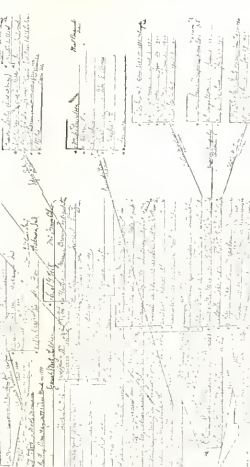
...the ...
...the ...
...the ...



...the ...
...the ...
...the ...



...the ...
...the ...
...the ...



...the ...
...the ...
...the ...

...the ...
...the ...
...the ...

...the ...
...the ...
...the ...

...the ...
...the ...
...the ...



...the ...
...the ...
...the ...

...the ...
...the ...
...the ...

...the ...
...the ...
...the ...

...the ...
...the ...
...the ...




...the ...
...the ...
...the ...

...the ...
...the ...
...the ...

...the ...
...the ...
...the ...

...the ...
...the ...
...the ...

...the ...
...the ...
...the ...



Notes on the plan

1. The plan shows a large building with a central corridor system. The rooms are numbered 1 through 12. The building is oriented with the main entrance on the right side.

2. The plan includes a large hall (Hall 1) and several smaller rooms (Rooms 1-12). The rooms are arranged around the central corridor.

3. The plan also shows a series of rooms at the bottom, labeled 13 through 18. These rooms are arranged in a row and are connected to the main building by a separate entrance.

4. The plan includes a large number of handwritten annotations and labels. These labels provide details about the rooms, corridors, and structural elements. Some labels include room numbers, room names, and dimensions.

5. The plan also shows a series of rooms at the bottom, labeled 13 through 18. These rooms are arranged in a row and are connected to the main building by a separate entrance.

Notes on the plan

1. The plan shows a large building with a central corridor system. The rooms are numbered 1 through 12. The building is oriented with the main entrance on the right side.

2. The plan includes a large hall (Hall 1) and several smaller rooms (Rooms 1-12). The rooms are arranged around the central corridor.

3. The plan also shows a series of rooms at the bottom, labeled 13 through 18. These rooms are arranged in a row and are connected to the main building by a separate entrance.

4. The plan includes a large number of handwritten annotations and labels. These labels provide details about the rooms, corridors, and structural elements. Some labels include room numbers, room names, and dimensions.

5. The plan also shows a series of rooms at the bottom, labeled 13 through 18. These rooms are arranged in a row and are connected to the main building by a separate entrance.

Notes on the plan

1. The plan shows a large building with a central corridor system. The rooms are numbered 1 through 12. The building is oriented with the main entrance on the right side.

2. The plan includes a large hall (Hall 1) and several smaller rooms (Rooms 1-12). The rooms are arranged around the central corridor.

3. The plan also shows a series of rooms at the bottom, labeled 13 through 18. These rooms are arranged in a row and are connected to the main building by a separate entrance.

4. The plan includes a large number of handwritten annotations and labels. These labels provide details about the rooms, corridors, and structural elements. Some labels include room numbers, room names, and dimensions.

5. The plan also shows a series of rooms at the bottom, labeled 13 through 18. These rooms are arranged in a row and are connected to the main building by a separate entrance.

Notes on the plan

1. The plan shows a large building with a central corridor system. The rooms are numbered 1 through 12. The building is oriented with the main entrance on the right side.

2. The plan includes a large hall (Hall 1) and several smaller rooms (Rooms 1-12). The rooms are arranged around the central corridor.

3. The plan also shows a series of rooms at the bottom, labeled 13 through 18. These rooms are arranged in a row and are connected to the main building by a separate entrance.

4. The plan includes a large number of handwritten annotations and labels. These labels provide details about the rooms, corridors, and structural elements. Some labels include room numbers, room names, and dimensions.

5. The plan also shows a series of rooms at the bottom, labeled 13 through 18. These rooms are arranged in a row and are connected to the main building by a separate entrance.



1719236

1821

4778

